



Fiscal Year
2014-2015
Annual Budget

Village of
Biscayne Park

September 18, 2014

Village of Biscayne Park

Transparency, Integrity & Professionalism

Village Commission



David Coviello
Mayor



Roxanna Ross
Vice-Mayor



Robert Anderson
Commissioner



Fred Jonas
Commissioner



Barbara Watts
Commissioner

Administrative Personnel

Heidi Shafran, Village Manager
Maria C. Camara, Village Clerk
John J. Hearn, Village Attorney
Irwin Williams, Finance Director

Budget Message

Mayor and Commissioners,

We are proud to recommend the Fiscal Year 2014-2015 Annual Budget for the Village of Biscayne Park. The proposed balanced budget represents a millage rate of 9.7000 which maintain the same millage rate of the previous year. The Village experienced an 8.8% increase over the Fiscal Year 2013-14 in taxable property values.

The proposed budget includes an increase of services to residents, efficiencies in operations and improvements to Village buildings, medians and communal space.

Some budget highlights are as follows:

- Absorbing the salaries and required benefits and costs of two (2) previous sanitation employees into the General Fund.
- Providing \$35,000 in matching funds for various grants related to the Log Cabin, tree enhancements and maintenance and cultural programming.
- A 3% Cost of Living Allowance (COLA) for all general employees. In addition to the COLA, there are employee savings through the reclassification of vacant positions. These reclassifications provide more direct services to the residents and remove administrative positions.
- An increased budget of \$41,000 for in-house median enhancements, preventive measures and maintenance to be coordinated with the Parks and Parkways Board. This increased budget is a result of median maintenance being performed by Public Works employees next year. The \$27,000 that was previously budgeted is now used to cover employee costs, fuel, equipment & truck repair and maintenance and landscape enhancements as explained in the budget.
- Purchase of an additional heavy-duty lawnmower for median maintenance.
- Improvements to the Ed Burke Recreation Center inducing adequate funding to repair a portion of the sidewalk at the Park.
- Purchase of an additional patrol police car to replace a non-functioning police car. All police cars in fleet will be utilized in the upcoming year due to two police officers passing their probation status and the remaining cars being used by reserve officers while on-duty in the Village.
- Reduction in costs for Village wide telephone and internet services.
- Purchase of a video recorder to supplement Comcast recordings.

Based the proposed balanced budget, there is a contingency of approximately \$16,500 that, if it is not needed during the year, will augment the Village's reserve fund balance with any other realized saving throughout next fiscal year.

The coming year will be an exciting year for the Village as we restore our historic Log Cabin, build a new Public Safety and Administration Annex and enhance our medians.

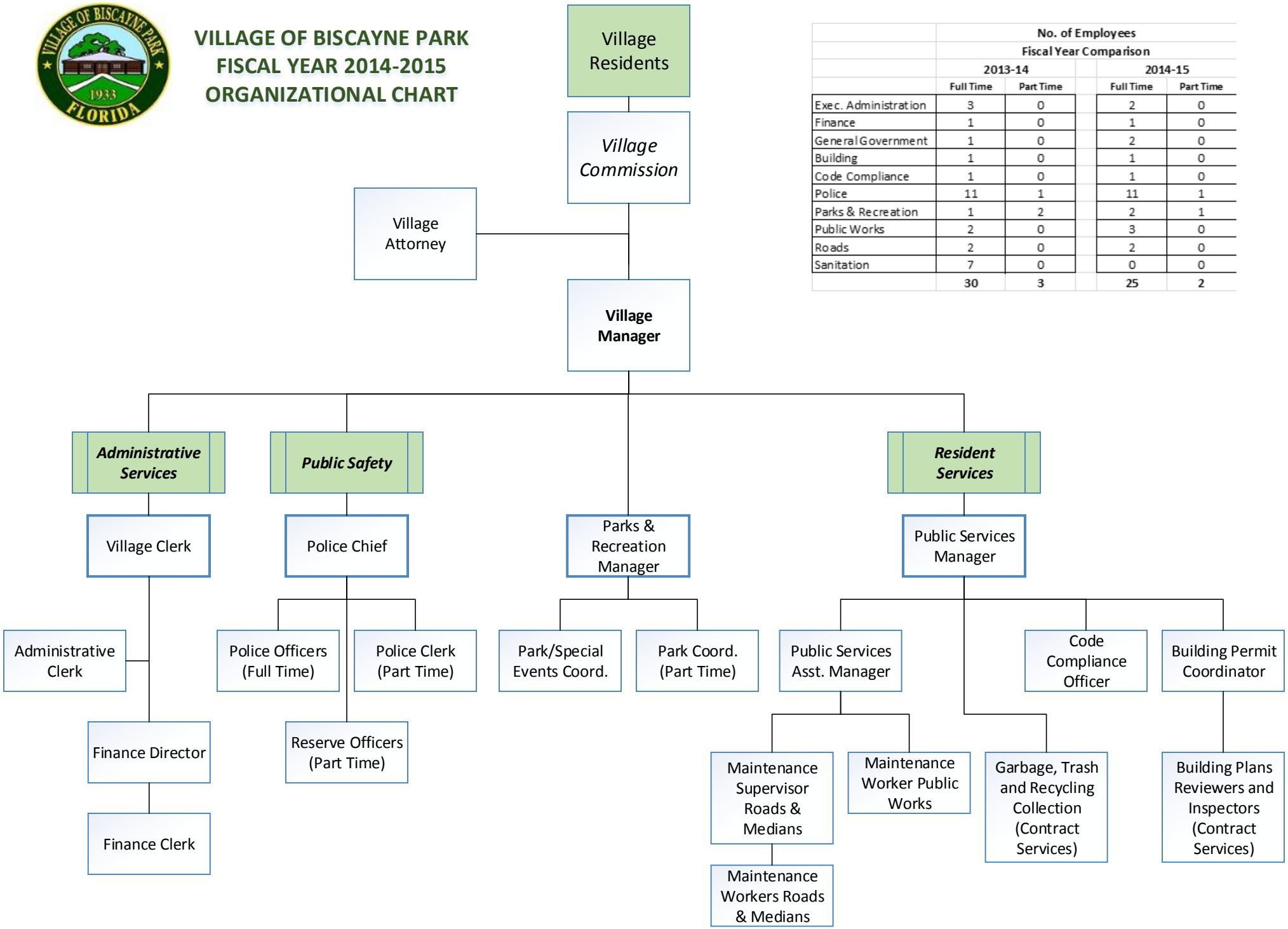
Sincerely,

Heidi Shafran, AICP
Village Manager





**VILLAGE OF BISCAYNE PARK
FISCAL YEAR 2014-2015
ORGANIZATIONAL CHART**



	No. of Employees			
	Fiscal Year Comparison			
	2013-14		2014-15	
	Full Time	Part Time	Full Time	Part Time
Exec. Administration	3	0	2	0
Finance	1	0	1	0
General Government	1	0	2	0
Building	1	0	1	0
Code Compliance	1	0	1	0
Police	11	1	11	1
Parks & Recreation	1	2	2	1
Public Works	2	0	3	0
Roads	2	0	2	0
Sanitation	7	0	0	0
	30	3	25	2

Ad Valorem Taxes

\$1,401,537

\$1,331,461 (95% collection rate)

Chapter 166 of the Florida Statutes authorizes Ad Valorem or property taxes. The Florida Constitution limits local governments to a maximum of 10 mills. The July 1, 2014 Estimated Certified Taxable Value of the Village increased from \$132,789,629 to \$144,488,417 or approximately 8.8%. The proposed Millage Rate for 2014-2015 is 9.700 which is the same as the previous year. It will generate \$1,401,537 of Ad Valorem revenue budgeted at a 95% collection rate (\$1,331,461).

A mil of tax is the rate of tax equal to \$1.00 for each \$1,000.00 of assessed property value. Below is a breakdown of the millage rates for all taxing agencies for the years 2009 through 2013.

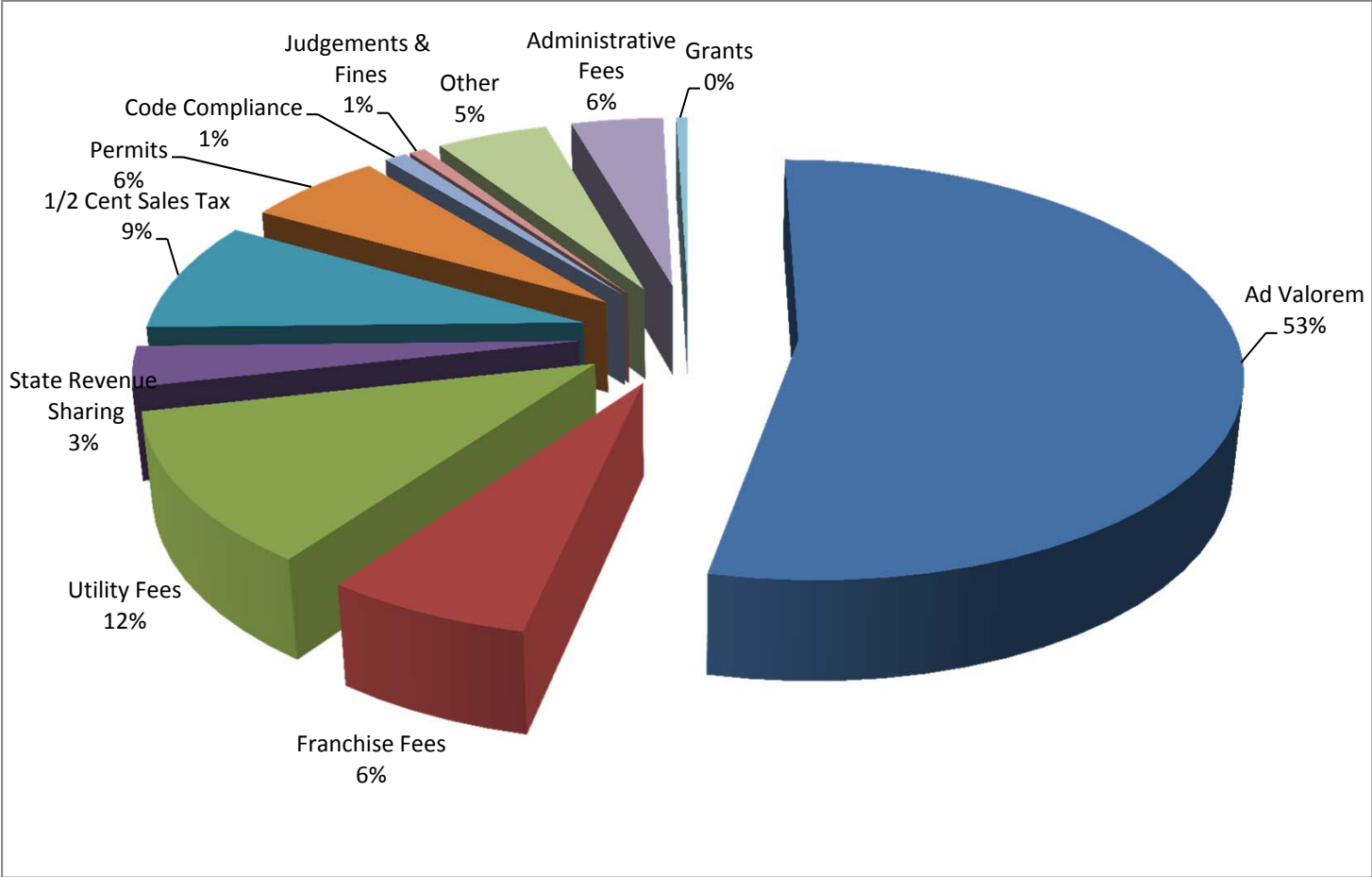
TAXING AGENCY	2009-10	2010-11	2011-12	2012-13	2013-14
Biscayne Park Operating	8.9933	8.9933	8.9000	9.5000	9.7000
Miami-Dade County School Board	7.6980	7.8640	7.7650	7.7650	7.6440
Miami-Dade County School Board Debt Services	0.2970	0.3850	0.2400	0.2330	0.3330
Everglades Construction Project	0.0894	0.0894	0.0624	0.0613	0.0587
South Florida Water Mgmt District	0.5346	0.5346	0.3739	0.3676	0.3523
Florida Inland Navigation District	0.0345	0.0345	0.0345	0.0345	0.0345
Miami Dade County Operating	4.8379	5.4275	4.8050	4.7035	4.7035
Miami Dade County Debt Service	0.2850	0.4450	0.2850	0.2850	0.4220
Children's Trust Authority	0.5000	0.5000	0.5000	0.5000	0.5000
Miami Dade Fire and Rescue District	2.1851	2.5753	2.4496	2.4496	2.4496
Miami Dade Fire and Rescue District Debt Service	0.0420	0.0200	0.0131	0.0131	0.0127
Miami Dade County Library District	0.3822	0.2840	0.1795	0.1725	0.1725
	25.8790	27.1526	25.6080	26.0851	26.3828

THE VILLAGE OF BISCYNE PARK	2012-13	2013-14	2013-14	2014-15
	ACTIVITY THRU 09/30/13	AMENDED BUDGET	PROJECTED THRU 09/30/14	FINAL COMM APPROVED
Fund 001 - General Fund				
ESTIMATED REVENUES				
AD VALOREM TAXES	1,187,503	1,222,080	1,216,070	1,331,461
FRANCHISE FEES	112,685	123,359	118,463	161,283
UTILITY TAXES	300,752	269,000	288,655	289,962
CHARGE FOR SERVICES	372,663	224,335	307,960	147,016
INTERGOVERNMENTAL REVENUES	270,995	286,100	286,834	291,458
OPERATING GRANTS	11,967	17,953	8,420	11,906
JUDGEMENTS & FINES	73,843	68,900	66,743	41,600
MISCELLANEOUS REVENUES	70,996	15,725	30,331	119,695
TOTAL REVENUES	2,401,404	2,227,452	2,323,476	2,394,381
OTHER SOURCES & USES (TRANSFERS IN)		139,782		98,730
TOTAL ESTIMATED REVENUES & OTHER SOURCES	2,401,404	2,367,234	2,323,476	2,493,111
APPROPRIATIONS BY DEPARTMENT				
Dept 511-Village Commission	18,368	25,573	26,007	23,718
Dept 512-Administration	231,601	222,993	211,261	206,082
Dept 513-Finance	157,013	151,482	152,154	147,326
Dept 515-Planning & Zoning	19,026	20,000	8,803	42,000
Dept 519-General Government	218,536	295,898	205,904	410,780
Dept 521-Police	1,049,217	1,017,459	1,152,767	1,081,852
Dept 524-Building Department	136,522	146,728	153,660	109,256

Dept 529-Code Enforcement	50,531	68,505	68,014	61,987
Dept 539-Public Works	306,928	212,550	192,424	207,626
Dept 572-Parks and Recreation	150,773	180,986	142,150	167,484
TOTAL APPROPRIATIONS-ALL DEPTS	2,338,515	2,342,174	2,313,144	2,458,111
OTHER SOURCES & USES (TRANSFERS)	67,544	25,060	25,060	35,000
TOTAL ESTIMATED APPROPRIATIONS & OTHER USES	2,406,059	2,367,234	2,338,204	2,493,111
INCREASE(CREASE IN RESERVES)	(4,655)	0	(14,728)	0

BREAKDOWN OF REVENUES

Department	2014-15 Projected Revenues
Ad Valorem	\$1,331,461
Franchise Fees	\$161,283
Utility Fees	\$289,962
State Revenue Sharing	\$77,897
1/2 Cent Sales Tax	\$213,561
Permits	\$147,016
Code Compliance	\$24,000
Judgements & Fines	\$17,600
Other	\$119,695
Administrative Fees	\$98,730
Grants	\$11,906
	\$2,493,111



		2012-13	2013-14	2013-14	2014-15
		ACTIVITY	AMENDED	PROJECTED	FINAL COMM
		THRU 09/30/13	BUDGET	THRU 09/30/14	APPROVED
GL NUMBER	ACCOUNT DESCRIPTION				
Fund 001 - General Fund					
ESTIMATED REVENUES					
AD VALOREM TAXES					
001-000-3110000.000	Ad Valorem Taxes	1,187,503	1,222,080	1,216,070	1,331,461
AD VALOREM TAXES		1,187,503	1,222,080	1,216,070	1,331,461
FRANCHISE FEES					
001-000-3230000.700	Franchise Fee -Waste Pro				42,783
001-000-3231000.000	Electric Franchise Fees	112,685	118,463	118,463	118,500
001-000-3231500.000	Franchise Fee-Gas/Propane		4,896		
FRANCHISE FEES		112,685	123,359	118,463	161,283
UTILITY TAXES					
001-000-3141000.000	Electric Utility Tax	122,709	109,366	125,000	125,519
001-000-3143000.000	Water Utility Tax	33,391	13,747	34,230	34,230
001-000-3144000.000	Gas/Propane Utility Tax	11,125	11,125	9,747	9,800
001-000-3150000.000	Communications Service Tax	133,527	134,762	119,678	120,413
UTILITY TAXES		300,752	269,000	288,655	289,962
CHARGE FOR SERVICES					
001-000-3221000.000	Building Permits	109,812	116,545	60,000	55,000
001-000-3222000.000	Electric Permits		14,119	10,000	9,000
001-000-3222100.000	Electric Permits	14,444			
001-000-3223000.000	Plumbing Permits	13,622	14,307	13,000	11,000
001-000-3224000.000	A/C Mechanical Permits	7,130	7,414	5,000	4,000
001-000-3226000.000	Painting Permits	1,658	1,400	2,000	1,500
001-000-3227000.000	Garage Sale Permits	730	750	750	750
001-000-3228000.000	Plan Review	150		13,665	13,000
001-000-3229000.000	Permit Admin/Application Fees	14,059	10,000	7,500	7,500
001-000-3229100.000	Contractor Registration	4,900	4,200	6,500	6,000
001-000-3290500.000	Home Occupation Fee	336		450	450
001-000-3291000.000	Home Re-Occupancy Fee	5,300	5,600	5,000	5,000
001-000-3292500.000	Variance Application Fee	265			
001-000-3292750.000	Local Home Business Fee	300	200		
001-000-3293000.000	Landlord Permit Fee	9,450	10,000	8,500	4,500
001-000-3342100.000	FDOT 6 Ave Median Maintenance	7,960		3,990	1,416
001-000-3434200.000	Special Trash Pick Up				

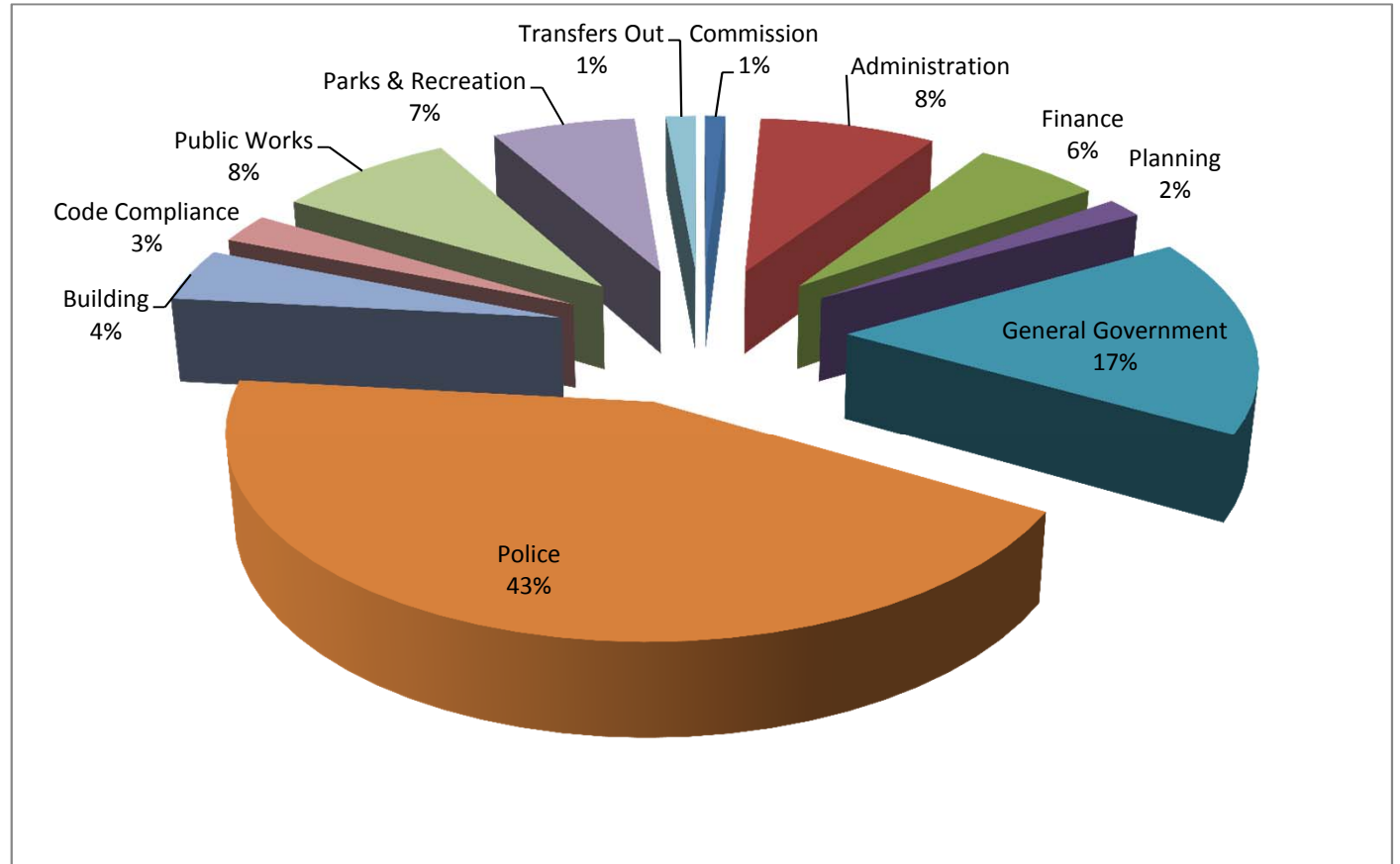
GL NUMBER	ACCOUNT DESCRIPTION	2012-13	2013-14	2013-14	2014-15
		ACTIVITY THRU 09/30/13	AMENDED BUDGET	PROJECTED THRU 09/30/14	FINAL COMM APPROVED
001-000-3472100.000	Program Fees	12,862	22,000	13,000	14,000
001-000-3472200.000	Concession Sales	650	800	800	900
001-000-3472250.000	Facility Rental	8,164	10,000	7,535	5,000
001-000-3472300.000	Other Fees - Donations	3,091			
001-000-3490000.000	Administative Fees			139,782	0
001-000-3491010.000	Admin Fees-Road Fund	16,687			
001-000-3494021.000	Admin Fee-Sanitation Fund	67,549			
001-000-3494022.000	Admin Fee-PW Direct Charge	65,494			0
001-000-3517000.000	Towing Revenue	1,700		3,488	2,000
001-000-3611500.000	Lien Search and Copies	6,350	7,000	7,000	6,000
CHARGE FOR SERVICES		372,663	224,335	307,960	147,016

INTERGOVERNMENTAL REVENUES					
001-000-3344900.000	Fuel Tax Refund	1,878		3,600	3,600
001-000-3351200.000	State Revenue Sharing	58,492	69,250	66,384	74,297
001-000-3351800.000	Half-Cent Sales Tax	210,625	216,850	216,850	213,561
INTERGOVERNMENTAL REVENUES		270,995	286,100	286,834	291,458

		2012-13 ACTIVITY THRU 09/30/13	2013-14 AMENDED BUDGET	2013-14 PROJECTED THRU 09/30/14	2014-15 FINAL COMM APPROVED
GL NUMBER	ACCOUNT DESCRIPTION				
JUDGEMENTS & FINES					
001-000-3515000.000	Traffic Fines	19,271	20,000	15,000	15,000
001-000-3515500.000	School Crossing Guard Revenue			100	100
001-000-3516000.000	Law Enforcement Training Fund	712	900	2,143	2,000
001-000-3518000.000	Vehicle Impound Fees			500	500
001-000-3519000.000	Code Compliance Fines	53,860	48,000	49,000	24,000
JUDGEMENTS & FINES		73,843	68,900	66,743	41,600
MISCELLANEOUS REVENUES					
001-000-3610000.000	Miscellaneous & Donations	24,906	2,000	6,610	10,000
001-000-3611000.000	Interest Earnings	293	225		2,000
001-000-3611200.000	Newsletter Advertising		1,500	1,500	1,500
001-000-3612000.000	Dividend Earnings	1,550			
001-000-3613000.000	Reimbursements - Prior Year Exp.	742		4,286	1,500
001-000-3614000.000	Gain On Sale Of Assets	8,185		500	2,500
001-000-3615000.000	Unrealized Gain on Investments	3,298		1,651	
001-000-3650000.000	Sale of Surplus Materials or Scr	5,478	12,000	6,452	10,000
001-000-3660000.000	Contributions-Other			2,865	
001-000-3690120.000	Insurance Proceeds			6,467	
001-000-3830000.000	Proceeds From Capital Lease	26,544			92,195
MISCELLANEOUS REVENUES		70,996	15,725	30,331	119,695
OPERATING GRANTS					
001-000-3342000.000	Grant-Byrne		1,909	1,906	1,906
001-000-3342200.000	Grant-Forestry		5,044	4,500	5,000
001-000-3343000.000	Grant -Cultural Council			2,014	2,500
001-000-3343100.000	State Grant-Vests	11,967	11,000		
001-000-3343500.000-FDBP	FDOT Beautification Grant				2,500
OPERATING GRANTS		11,967	17,953	8,420	11,906
TOTAL REVENUES & OTHER SOURCES		2,401,404	2,227,452	2,323,476	2,394,381
OTHER SOURCES & USES					
001-000-3810000.000	Transfers In		139,782		
OTHER SOURCES & USES			139,782		98,730
TOTAL ESTIMATED REVENUES		2,401,404	2,367,234	2,323,476	2,493,111

BREAKDOWN OF EXPENDITURES

Department	2013-14 Projected Expenditures
Commission	\$23,718
Administration	\$206,082
Finance	\$147,326
Planning	\$42,000
General Government	\$410,780
Police	\$1,081,852
Building	\$109,256
Code Compliance	\$61,987
Public Works	\$207,626
Parks & Recreation	\$167,484
Transfers Out	\$35,000
	\$2,493,111



Village Commission



David Coviello
Mayor



Roxanna Ross
Vice-Mayor



Robert Anderson
Commissioner



Fred Jonas
Commissioner



Barbara Watts
Commissioner

The Village of Biscayne Park Commission consists of a Mayor and four Commissioners. Under the Village Charter, the Commission is the policymaking body. Authority is vested in the Commission to enact ordinances, hold public hearings, approve contracts, and establish assessments.

Biscayne Park operates under a Commissioner-Manager form of government. The Mayor is recognized as the head of the Village government for all ceremonial purposes. The Village Manager and Village Attorney report to the Commission.

		2012-13	2013-14	2013-14	2014-15
		ACTIVITY	AMENDED	PROJECTED	FINAL COMM
		THRU 09/30/13	BUDGET	THRU 09/30/14	APPROVED
GL NUMBER	ACCOUNT DESCRIPTION				
Dept 511-Village Commission					
VILLAGE COMMISSION					
001-511-5110000.000	Commission Compensation	13,500	12,000	12,000	12,000
001-511-5210000.000	Fica/Medicare	1,032	918	794	918
001-511-5240000.000	Workman Compensation		30	32	0
001-511-5310000.000	Professional Fees		2,500	2,500	3,500
001-511-5400000.000	Travel & Per diem	2,163	3,475	2,610	1,500
001-511-5480000.000	Promotional Activities	27	5,000	2,736	2,500
001-511-5490000.000	Other Charge For Services	(230)			
001-511-5490000.150	Misc Special Events	(12)		269	
001-511-5490000.410	VOBP 80th Anniversary	533		3,122	
001-511-5540000.200	MEMBERSHIPS	620	1,650	1,894	800
001-511-5550000.000	Education & Training	735		50	2,500
Totals for dept 511-Village Commission		18,368	25,573	26,007	23,718

Administration

The Village Manager is the chief administrative officer of the Village and ensures the proper implementation of laws, policies, provisions of the Village Charter, and directives of the Commission through the administration of all departments of the Village. The Village Manager is assigned the power and authority to appoint, remove or promote Village employees.

The Village Manager submits a proposed annual budget to the Commission and provides advice on all Village affairs.

The Village Clerk directs, manages, supervises and coordinates the programs and activities of the Village Clerk's office; plans, organizes and coordinates the maintenance and recording of official Village documents; and performs a variety of other duties related to the assigned area of responsibility.



GL NUMBER	ACCOUNT DESCRIPTION	2012-13	2013-14	2013-14	2014-15
		ACTIVITY THRU 09/30/13	AMENDED BUDGET	PROJECTED THRU 09/30/14	FINAL COMM APPROVED
Dept 512-Administration					
001-512-5110000.000	Administrative Salaries	82,463	73,242	69,799	87,720
001-512-5120000.000	Regular Salaries	75,923	66,412	64,290	50,551
001-512-5210000.000	Fica/Medicare	11,750	10,684	10,258	10,578
001-512-5220000.000	Florida Retirement System	14,918	18,027	19,396	22,186
001-512-5230000.000	Life & Health Insurance	13,043	10,811	9,633	12,487
001-512-5240000.000	Workman Compensation	4,911	394	394	0
001-512-5310000.000	Professional Fees	700	1,500	4,401	3,000
001-512-5400000.010	Car Allowance	4,400	4,000	3,625	4,800
001-512-5400000.200	Travel & Per Diem	1,138	1,500		1,500
001-512-5410000.000	Telephone/Communiations		2,880	2,420	
001-512-5410000.010	Phone Stipend	2,620			2,160
001-512-5450000.150	Liability Insurance	8,700	8,094	8,094	0
001-512-5450000.210	Insurance-Property	(2,000)	1,549	1,929	0
001-512-5480000.000	Promotional Activities				2,000
001-512-5490000.000	Other Charge For Services	(2,567)			
001-512-5490000.100	Legal Advertising	8,251	5,000	4,526	5,000
001-512-5490000.300	Municipal Elections	4,594	15,000	10,285	
001-512-5520000.000	Operating Supplies	(98)	300	50	
001-512-5520000.210	Gasoline	162		355	
001-512-5540000.200	Memberships	1,828	2,350	1,276	2,100
001-512-5550000.000	Education and Training	818	1,250	530	2,000
001-512-5600000.000	Miscellaneous Expenses	47			
Totals for dept 512-Administration		231,601	222,993	211,261	206,082

Finance

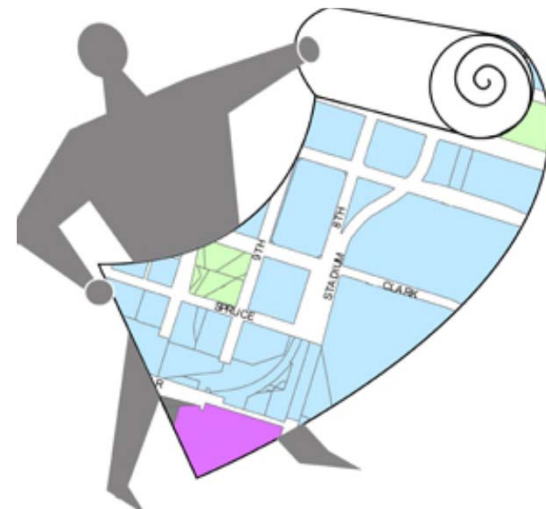
The Finance Department is the central fiscal control, record keeping, procurement and accounting body of the Village government. The department deals with the daily finance/accounting activities including payroll, accounts payable and receivable, revenue collection, cash management, purchasing and financial reporting.



GL NUMBER	ACCOUNT DESCRIPTION	2012-13	2013-14	2013-14	2014-15
		ACTIVITY THRU 09/30/13	AMENDED BUDGET	PROJECTED THRU 09/30/14	FINAL COMM APPROVED
Dept 513-Finance					
001-513-5120000.000	Regular Salaries	36,502	32,105	31,998	33,068
001-513-5140000.000	Overtime		2,500	600	1,000
001-513-5210000.000	Fica/Medicare	2,489	2,648	2,944	2,606
001-513-5220000.000	Florida Retirement System	2,084	2,405	2,402	2,511
001-513-5230000.000	Life & Health Insurance	6,206	5,220	4,922	6,243
001-513-5240000.000	Workman Compensation	3,637	80	85	0
001-513-5300000.000	Bank Service Charges	1,334	500	1,750	900
001-513-5310000.000	Professional Fees	6,700			
001-513-5320000.000	Professional Services-Audit Fees	18,500	18,000	17,500	20,000
001-513-5340000.010	Payroll Processing Fees	3,339	4,000	3,219	2,860
001-513-5340000.100	Contract Services-Finance	64,842	72,000	72,000	72,000
001-513-5340000.300	Annual Maintenance Fees-Accounting Softw	7,475		2,165	2,165
001-513-5340000.500	Application Hosting Fees	800			
001-513-5400000.200	Travel and per diem				215
001-513-5450000.150	Liability Insurance	2,900	5,435	5,435	0
001-513-5450000.210	Insurance-Property		1,040	1,291	0
001-513-5540000.200	Memberships	205	320	195	200
001-513-5550000.000	Education & Training		500	114	225
001-513-5630000.100	Accounting Software		1,395	2,200	
001-513-5640000.100	Capital Acquisitions-Accounting & Permit		3,334	3,334	3,333
Totals for dept 513-Finance		157,013	151,482	152,154	147,326

Planning

The function of Planning is to plan for current and future development of the Village, and to ensure that there is safe and quality development, while integrating the Village's unique living environment. Key focus areas are current and long range planning, zoning, planning studies and master plans, Village infrastructure and grant writing.



		2012-13	2013-14	2013-14	2014-15
		ACTIVITY	AMENDED	PROJECTED	FINAL COMM
		THRU 09/30/13	BUDGET	THRU 09/30/14	APPROVED
GL NUMBER	ACCOUNT DESCRIPTION				
Dept 515-Planning & Zoning					
001-515-5310000.000	Professional Fees	19,026	5,000		42,000
001-515-5310000.317	Professional Services Engineering /Plann		15,000	8,803	0
Totals for dept 515-Planning & Zoning		19,026	20,000	8,803	42,000

General Government

This section of the budget covers a variety of items of a general nature and not applicable to any one specific department or office such as the Village website, postage, office supplies and communications.



		2012-13	2013-14	2013-14	2014-15
		ACTIVITY	AMENDED	PROJECTED	FINAL COMM
		THRU 09/30/13	BUDGET	THRU 09/30/14	APPROVED
GL NUMBER	ACCOUNT DESCRIPTION				
Dept 519-General Government					
001-519-5120000.000	Regular Salaries	21,049	22,880	30,566	78,917
001-519-5210000.000	Fica/Medicare	1,719	1,751	2,338	5,856
001-519-5220000.000	Florida Retirement System	1,214	1,590	2,253	5,642
001-519-5230000.000	Life & Health Insurance	5,548	5,471	4,917	11,938
001-519-5240000.000	Workman Compensation	1,637	57	75	0
001-519-5310000.101	Professional Services-Medical	1,593	1,450	3,454	1,770
001-519-5310000.102	Professional Services-IT	2,000		2,950	10,275
001-519-5310000.135	Professional Sevices-Lobbyist	5,000	7,000	7,500	15,000
001-519-5310000.150	Professional Services-Legal	57,949	75,000	75,000	70,000
001-519-5310000.160	Professional Services-Other Legal	56,187	2,500	8,775	5,000
001-519-5340000.750	Other Contractual Services-OPEB			3,000	
001-519-5410000.010	Phone Stipend				480
001-519-5410000.100	Telephone/Communiations	13,642	13,500	6,707	4,000
001-519-5420000.000	Postage	3,303	3,000	4,496	5,000
001-519-5430000.301	Electric-Village Hall	7,272			
001-519-5430000.315	Water & Sewer	6,725			
001-519-5440000.100	Leased Equipment	8,521	3,000	2,723	3,000
001-519-5440000.420	Rental Storage Facility		1,800	6,070	3,540
001-519-5450000.050	Insurance-FMIT				148,371
001-519-5450000.100	Insurance-Liability	2,900	9,874	9,874	0
001-519-5450000.210	Insurance-Property	547	3,111	4,977	0
001-519-5450000.300	Insurance-Vehicles		650	620	0
001-519-5460000.160	Repairs & Maintenace-Log Cabin	195			
001-519-5460000.200	Repairs & Maintenance-Equipment	2,157	3,000	4,370	3,720
001-519-5460000.250	Repairs & Maintenance-Vehicles				900
001-519-5470000.000	Printing	1,159	1,000	3,121	1,200
001-519-5480000.000	Promotional Activities	4,259			
001-519-5480000.100	Promotional Activities-Newletter	2,898	3,600	4,155	4,000
001-519-5490000.000	Other Charge For Services	(533)		250	1,000
001-519-5490000.200	Filing Fees-Liens	65	1,500	100	1,500
001-519-5490000.500	Licences and Permits	625			
001-519-5510000.000	Office Supplies	4,374	3,500	4,800	5,000
001-519-5520000.000	Operating Supplies	1,806	1,500	1,800	2,000
001-519-5520000.210	Gasoline				250
001-519-5540000.410	Subscriptions				179
001-519-5540000.420	MEMBERSHIPS	1,105	2,375	1,860	165

		2012-13	2013-14	2013-14	2014-15
		ACTIVITY	AMENDED	PROJECTED	FINAL COMM
		THRU 09/30/13	BUDGET	THRU 09/30/14	APPROVED
GL NUMBER	ACCOUNT DESCRIPTION				
001-519-5550000.000	Education & Training	99	50		1,500
001-519-5640000.200	Capital Acquisitions-IT Project	1,021	13,500	9,153	1,500
001-519-5690000.000	General Contingencies		110,739		16,577
001-519-5820000.100	Aid to Private Organizations	2,500	2,500		2,500
Totals for dept 519-General Government		218,536	295,898	205,904	410,780

Police

The Police Department is responsible for the protection of life and property. It is a full service community oriented police agency. The department has and continues to operate under a community policing philosophy and has taken extraordinary steps to meet that objective.

The statistics, accomplishments and awards that our Police Department has obtained are a source of pride for our Village.



GL NUMBER	ACCOUNT DESCRIPTION	2012-13	2013-14	2013-14	2014-15
		ACTIVITY THRU 09/30/13	AMENDED BUDGET	PROJECTED THRU 09/30/14	FINAL COMM APPROVED
Dept 521-Police					
001-521-5120000.000	Regular Salaries	539,750	474,004	511,688	517,607
001-521-5130000.000	Other Salaries & Wages	1,185	18,943	18,943	15,000
001-521-5130000.100	Other Salaries & Wages-Part Time Salarie	15,992	16,406	16,706	16,898
001-521-5140000.000	Overtime	23,059	21,000	34,312	23,000
001-521-5150000.000	Special Pay	5,014	4,380	4,590	4,207
001-521-5160000.000	Court Pay	38,528	32,000	14,397	23,000
001-521-5210000.000	Fica/Medicare	45,846	43,356	45,597	45,878
001-521-5220000.000	Florida Retirement System	82,394	105,820	118,136	118,029
001-521-5230000.000	Life & Health Insurance	54,129	56,120	63,462	68,676
001-521-5240000.000	Workman Compensation	19,645	21,252	38,323	0
001-521-5310000.101	Professional Services-Medical	1,085			
001-521-5310000.150	Professional Services-Legal	14,935			5,000
001-521-5310000.170	Professional Services/Other			800	
001-521-5340000.800	Contractual Services-Iterim Police Chief		22,605	23,305	
001-521-5340000.900	Other Conctractual Services		7,500		
001-521-5400000.200	Travel & Per Diem	482	1,479	2,000	1,000
001-521-5410000.100	Telephone Stipends & Air Cards	7,104	6,000	4,378	6,480
001-521-5410000.500	Communications -Radio	60			
001-521-5430000.302	Electric-Police	880	800	1,208	1,440
001-521-5440000.200	Rent Storage Facility	3,960	3,960	4,128	4,296
001-521-5440000.900	Financing Lease Copier				675
001-521-5450000.100	Insurance-Liability	(3,952)	35,054	75,074	0
001-521-5450000.200	Insurance-Police	39,696			
001-521-5450000.210	Insurance-Property	1,000	6,709	8,362	0
001-521-5450000.300	Insurance-Vehicles		11,500	11,745	0
001-521-5450000.350	Insurance-Workers Compensation	12,197			
001-521-5460000.200	Repairs & Maintenance-Equipment	325	2,021	1,938	3,400
001-521-5460000.225	Repairs & Equipment-Radios		2,000	350	500
001-521-5460000.250	Repairs & Maintenance-Vehicles	40,229	28,000	52,233	28,000
001-521-5490000.250	Prosecution/Police Arrest Forms	1,534	2,000	1,221	1,500
001-521-5490000.350	Police Facility Retro Fit				1,000
001-521-5520000.000	Miscellaneous Operating Supplies	3,175	3,500	14,345	2,500
001-521-5520000.201	Gas/Oil/Grease	200	8,000		
001-521-5520000.202	Unreconciled Gas Inventory			3,200	
001-521-5520000.205	Uniforms & Cleaning	5,494	6,000	12,000	4,500

		2012-13	2013-14	2013-14	2014-15
		ACTIVITY	AMENDED	PROJECTED	FINAL COMM
		THRU 09/30/13	BUDGET	THRU 09/30/14	APPROVED
GL NUMBER	ACCOUNT DESCRIPTION				
001-521-5520000.210	Gasoline	57,764	50,000	58,991	65,000
001-521-5520000.300	Vests and Non-Leathal Weapons		11,000		
001-521-5520000.400	K-9 Operating Supplies		2,500	1,788	1,000
001-521-5540000.200	Memberships	545	750	845	725
001-521-5550000.000	Education & Training	4,433	2,000	500	3,300
001-521-5640000.300	Capital Acquisition Vehicles	4,000			
001-521-5701000.000	Debt Serving-Principal		7,125	5,402	21,246
001-521-5720500.000	Debt Serving-Interest		1,725	894	2,394
001-521-5800000.100	Byrne Grant	1,985	1,950	1,906	1,906
001-521-6400000.000	Capital Acquisitions-Equipment	26,544			93,695
Totals for dept 521-Police		1,049,217	1,017,459	1,152,767	1,081,852

Building

The Building Department is charged with the review, processing, issuance, and inspections of building permits for the Village. The focus is to provide for the orderly processing of permits, the assurance that inspections are being performed in a timely and safe manner and that construction complies with the provision of all applicable codes and ordinances.



GL NUMBER	ACCOUNT DESCRIPTION	2012-13	2013-14	2013-14	2014-15
		ACTIVITY THRU 09/30/13	AMENDED BUDGET	PROJECTED THRU 09/30/14	FINAL COMM APPROVED
Dept 524-Building Department					
001-524-5120000.000	Regular Salaries	33,274	43,940	47,535	36,050
001-524-5210000.000	Fica/Medicare	2,579	3,361	3,636	2,758
001-524-5220000.000	Florida Retirement System	1,970	3,054	3,503	2,657
001-524-5230000.000	Life & Health Insurance	5,382	5,993	4,202	6,243
001-524-5240000.000	Workman Compensation	1,637	110	120	0
001-524-5310000.000	Professional Fees	5,691	(5,000)		
001-524-5310000.120	Professional Services-Inspectors	79,983	86,032	83,313	55,250
001-524-5340000.300	Annual Maintenance Fees-Accounting Softw			2,165	2,165
001-524-5450000.100	Insurance-Liability	5,876	3,754	3,727	0
001-524-5450000.210	Insurance-Property		705	876	0
001-524-5550000.000	Education & Training	130	50	250	800
001-524-5630000.100	Accounting Software		1,396	1,000	
001-524-5640000.100	Capital Acquisitions-Accounting & Permit		3,333	3,333	3,333
Totals for dept 524-Building Department		136,522	146,728	153,660	109,256

Code Compliance

The responsibility and goal of the Code Compliance Department is to enforce the codes and ordinances of the Village in order to protect the health, safety and welfare of the Village, and where violations do occur, to work with the residents to achieve compliance through an efficient and fair process.



GL NUMBER	ACCOUNT DESCRIPTION	2012-13	2013-14	2013-14	2014-15
		ACTIVITY THRU 09/30/13	AMENDED BUDGET	PROJECTED THRU 09/30/14	FINAL COMM APPROVED
Dept 529-Code Enforcement					
001-529-5120000.000	Regular Salaries	33,073	45,812	43,378	39,720
001-529-5210000.000	Fica/Medicare	2,409	3,504	3,318	3,039
001-529-5220000.000	Florida Retirement System	3,375	3,184	3,197	2,927
001-529-5230000.000	Life & Health Insurance	3,543	5,742	5,417	6,243
001-529-5240000.000	Workers Compensation	1,637	115	123	0
001-529-5250000.000	Unemployment Compensation	269			
001-529-5310000.102	Professional Services-IT	1,498			
001-529-5340000.300	Annual Maintenance Fees-Accounting Softw			2,165	2,165
001-529-5400000.000	Telephone/Communiations		360	360	960
001-529-5450000.100	Insurance-Liability	2,900	1,649	1,661	0
001-529-5450000.210	Insurance-Property		310	386	0
001-529-5450000.300	Insurance-Vehicles		450	458	0
001-529-5460000.250	Repairs & Maintenance-Vehicles	760	900	750	900
001-529-5520000.000	Operating Supplies		200	200	850
001-529-5520000.205	Uniforms & Cleaning	68	250	250	250
001-529-5520000.210	Gasoline	949	600	726	700
001-529-5540000.200	Memberships	50		70	100
001-529-5550000.000	Education & Training		700	1,222	800
001-529-5630000.100	Accounting Software		1,396	1,000	
001-529-5640000.100	Capital Acquisitions-Accounting & Permit		3,333	3,333	3,333
Totals for dept 529-Code Enforcement		50,531	68,505	68,014	61,987

Public Works

The Department of Public Works is responsible for the maintenance of public areas and facilities and beautification projects and is overseen by the Public Services Manager, along with the Roads Division.



GL NUMBER	ACCOUNT DESCRIPTION	2012-13	2013-14	2013-14	2014-15
		ACTIVITY THRU 09/30/13	AMENDED BUDGET	PROJECTED THRU 09/30/14	FINAL COMM APPROVED
Dept 539-Public Works					
PUBLIC WORKS					
001-539-5120000.000	Regular Salaries	151,080	78,000	68,023	95,161
001-539-5120000.210	Employee Bonuses	1,500			1,000
001-539-5140000.000	Overtime	1,060			
001-539-5210000.000	Fica/Medicare	11,626	5,967	5,204	7,356
001-539-5220000.000	Florida Retirement System	6,892	5,421	5,014	7,013
001-539-5230000.000	Life & Health Insurance	22,209	7,830	8,278	18,180
001-539-5240000.000	Workman Compensation	2,911	4,187	4,300	0
001-539-5410000.100	Telephone Stipend & Other Communication	2,068	3,000	1,774	600
001-539-5430000.301	Electric-Village Hall		3,900	4,906	4,200
001-539-5430000.303	Electric-Public Works	1,120	3,000	2,625	2,500
001-539-5430000.304	Electric-Entrance Sign	219	225	210	212
001-539-5430000.305	Electric-Street Lights		400		
001-539-5430000.315	Water & Sewer	882	6,000	9,202	7,800
001-539-5440000.100	Leased Equipment		2,000	1,255	1,500
001-539-5450000.100	Insurance-Liability	14,426	10,620	10,441	0
001-539-5450000.210	Insurance-Property	(1,000)	2,500	3,078	0
001-539-5450000.300	Insurance-Vehicles		500	500	
001-539-5460000.100	Repairs & Maintenance-Landscaping	27,084	24,000	25,998	41,000
001-539-5460000.160	Repairs & Maintenance-Log Cabin	2,864	4,000	3,186	1,500
001-539-5460000.200	Repairs & Maintenance-Equipment	5,228	10,500	7,200	3,000
001-539-5460000.250	Repairs & Maintenance-Vehicles	1,379			
001-539-5460000.275	Repairs & Maintenance-Buildings	10,391	3,000	4,064	1,500
001-539-5460000.280	Repairs & Maintenance-Tree Trimming & Re	3,995			7,500
001-539-5460000.300	Repairs & Maintenance-Sidewalks & Mediar	26,813	27,000	22,376	
001-539-5520000.000	Miscellaneous Operating Supplies	3,669	2,900	2,950	2,000
001-539-5520000.205	Uniforms & Cleaning	2,628	500	1,075	1,000
001-539-5520000.210	Gasoline	591	1,400	425	1,604
001-539-5520000.215	Janitorial Supplies				2,000
001-539-5540000.200	Memberships	260	500	90	500
001-539-5550000.000	Education and Training	495	1,200	250	500
001-539-5640000.000	Capital Acquisitions-Equipment	4,088	4,000		
001-539-8000000.250	Grants-Forestry	2,450			
Totals for dept 539-Public Works		306,928	212,550	192,424	207,626

Parks & Recreation

The Department of Parks & Recreation is responsible for the management of our central park, the Ed Burke Recreation Center. The department is responsible for the coordination of all programs and activities at the park, and to continue to maintain the park grounds and facilities for the enjoyment of all residents.



GL NUMBER	ACCOUNT DESCRIPTION	2012-13	2013-14	2013-14	2014-15
		ACTIVITY THRU 09/30/13	AMENDED BUDGET	PROJECTED THRU 09/30/14	FINAL COMM APPROVED
Dept 572-Parks and Recreation					
PARKS & REC					
001-572-5120000.000	Regular Salaries	40,689	68,863	49,050	66,230
001-572-5130000.100	Other Salaries & Wages-Part Time Salarie	45,996	26,584	21,038	17,661
001-572-5140000.000	Overtime	554	1,000	1,376	500
001-572-5210000.000	Fica/Medicare	6,669	7,378	5,467	6,456
001-572-5220000.000	Florida Retirement System	4,427	6,703	5,267	6,220
001-572-5230000.000	Life & Health Insurance	7,875	10,440	6,939	12,487
001-572-5240000.000	Workman Compensation	3,274	3,359	3,594	0
001-572-5340000.125	Contractual Services-Janitorial Services		3,500	2,390	3,500
001-572-5340000.900	Other Conctractual Services			1,052	1,000
001-572-5400000.000	Telephone & other communiations	2,256	1,800	2,151	2,000
001-572-5410000.110	Telephone Stipend			40	480
001-572-5430000.120	Utilities-Recreation Center	2,565	5,400	7,028	5,400
001-572-5440000.100	Leased Equipment	645	750	750	750
001-572-5450000.100	Insurance-Vehicles			350	0
001-572-5450000.150	Liability Insurance	5,800	4,947	4,947	0
001-572-5450000.210	Insurance-Property		1,612	2,022	0
001-572-5450000.300	Insurance-Vehicles		1,000	800	
001-572-5460000.100	Repairs & Maintenance-Landscaping	14,201	14,000	10,360	14,000
001-572-5460000.200	Repairs & Maintenance-Equipment	2,915	4,000	1,504	3,500
001-572-5460000.250	Repairs & Maintenance-Vehicles		2,300	500	1,150
001-572-5460000.275	Repairs & Maintenaince-Buildings	1,750	3,000	3,793	10,000
001-572-5460000.400	Repairs & Maintenaince-Irrigation		500	600	1,000
001-572-5490000.905	Concession Expenses	744	750	300	500
001-572-5490000.915	Miscellaneous Special Events	5,639	7,500	7,790	8,500
001-572-5490000.920	Add'l Programs-Cultural Council Grant				2,500
001-572-5520000.000	Miscellaneous Operating Supplies	509	1,000	750	1,000
001-572-5520000.201	Gas/Oil/Grease	100			250
001-572-5520000.205	Uniforms & Cleaning	478	800	500	350
001-572-5520000.210	Gasoline	2,254	1,650	1,342	900
001-572-5520000.215	Janitorial Supplies	900	1,000		
001-572-5540000.200	Memberships	160	300	300	300
001-572-5550000.000	Education and Training	373	850	150	850
Totals for dept 572-Parks and Recreation		150,773	180,986	142,150	167,484

		2012-13	2013-14	2013-14	2014-15
		ACTIVITY	AMENDED	PROJECTED	FINAL COMM
		THRU 09/30/13	BUDGET	THRU 09/30/14	APPROVED
GL NUMBER	ACCOUNT DESCRIPTION				
TOTAL APPROPRIATIONS		2,338,515	2,342,174	2,313,144	2,458,111
OTHER SOURCES & USES					
001-000-5810000.000	Transfers Out	67,544	25,060	25,060	35,000
OTHER SOURCES & USES		67,544	25,060	25,060	35,000
TOTAL APPROPRIATIONS & USES OF FUNDS		2,406,059	2,367,234	2,338,204	2,493,111

Roads

The Road Fund is under the direction of Public Works and is used to segregate activity for Local Gas Tax revenues. These monies are used in the maintenance and improvement of streets and roads that serve our residents.



09/17/2014

BUDGET REPORT FOR VILLAGE OF BISCAYNE PARK

Village of Biscayne Park Special Revenues Budget

GL NUMBER	DESCRIPTION	2012-13	2013-14	2013-14	2014-15
		ACTIVITY THRU 09/30/13	AMENDED BUDGET	PROJECTED THRU 09/30/13	FINAL COMM APPROVED
Fund 101 - Road Fund					
ESTIMATED REVENUES					
101-000-3124100.000	Local Option Gas Taxes-6 Cent	55,242.14	54,750.00	54,090.00	55,822.00
101-000-3124200.000	Local Option Gas Tax (5 Cent)	20,897.08	20,250.00	21,357.00	21,583.00
101-000-3342100.000	FDOT 6 Ave Median Maintenance		3,982.00	3,982.00	0.00
101-000-3344900.000	Fuel Tax Refund		500.00		
101-000-3351200.000	Revenue Sharing	0.25	25,122.00	22,490.00	25,326.00
101-000-3491010.000	Admin Fees-Sanitation	24,189.88	20,240.00	20,237.00	22,609.00
101-000-3494022.000	Admin Fee-PW Direct Charge	5,954.00			
101-541-3351225.000	8 Cent Motor Fuel Tax	14,349.77			
101-541-3351250.000	Special Fuel Motor Fuel Tax (.02%)	607.48			
101-000-3610000.000	Miscellaneous & Donations	338.00			
101-000-3810000.000	Transfers In		2,835.00		10,000.00
TOTAL ESTIMATED REVENUES		121,578.60	127,679.00	122,156.00	135,340.00
APPROPRIATIONS					
101-541-5120000.000	Regular Salaries	40,458.13	64,556.00		60,908.00
101-541-5120000.210	Employee Bonuses	1,200.01	1,500.00	1,000.00	1,000.00
101-541-5140000.000	Overtime	1,097.29	1,000.00	760.61	750.00
101-541-5210000.000	Fica/Medicare	5,036.08	5,129.00	3,999.63	4,774.00
101-541-5220000.000	Florida Retirement System	2,291.67	4,593.00	3,538.13	4,173.00
101-541-5230000.000	Life & Health Insurance	6,024.78	11,025.00	6,761.79	12,486.00
101-541-5240000.000	Workers Compensation	2,712.55	6,250.00		0.00
101-541-5320000.000	Professional Services-Audit Fees	1,000.00	1,000.00	1,000.00	1,000.00
101-541-5410000.100	Communications -Telephone	123.74	150.00	70.00	150.00
101-541-5430000.160	Utilities-Roads	112.05	150.00		
101-541-5450000.100	Insurance-Liability	5,799.82	2,176.00	2,176.00	0.00
101-541-5450000.210	Insurance-Property				0.00
101-541-5450000.300	Insurance-Vehicles		1,000.00	1,000.00	0.00
101-541-5460000.200	Repairs & Maintenance-Equipment		1,000.00		3,000.00
101-541-5460000.250	Repairs & Maintenance-Vehicles	1,741.84	2,500.00	1,000.00	3,000.00

09/17/2014

BUDGET REPORT FOR VILLAGE OF BISCAYNE PARK

**Village of Biscayne Park
Special Revenues Budget**

GL NUMBER	DESCRIPTION	2012-13	2013-14	2013-14	2014-15
		ACTIVITY THRU 09/30/13	AMENDED BUDGET	PROJECTED THRU 09/30/13	FINAL COMM APPROVED
101-541-5460000.275	Repairs & Maintenance-Buildings	73.23			
101-541-5460000.300	Repairs & Maintenance-Sidewalks & Median	2,575.64	2,000.00	350.00	6,727.45
101-541-5520000.000	Miscellaneous Operating Supplies	246.86	250.00	250.00	1,377.00
101-541-5520000.201	Gas/Oil/Grease		3,200.00		1,000.00
101-541-5520000.205	Uniforms & Cleaning	1,838.81	1,600.00	1,600.00	1,500.00
101-541-5520000.210	Gasoline	2,768.33			3,610.00
101-541-5520000.211	Diesel			1,800.00	3,000.00
101-541-5530000.000	Road Materials	3,323.00	4,000.00	500.00	4,000.00
101-541-5550000.000	Education and Training	15.00	100.00		300.00
101-541-5930000.900	Administration Fee	18,886.12	14,500.00		13,584.55
101-541-6400000.000	Capital Acquisitions-Equipment				9,000.00
TOTAL APPROPRIATIONS		97,324.95	127,679.00	25,806.16	135,340.00

CITT



Transportation**Trust**



09/17/2014

BUDGET REPORT FOR VILLAGE OF BISCAYNE PARK

**Village of Biscayne Park
Special Revenues Budget**

GL NUMBER	DESCRIPTION	2012-13	2013-14	2013-14	2014-15
		ACTIVITY THRU 09/30/13	AMENDED BUDGET	PROJECTED THRU 09/30/13	FINAL COMM APPROVED
Fund 103 - CITT-Transportation					
ESTIMATED REVENUES					
103-541-3382100.000	Transportation Surtax Revenues	93,180.20	88,970.00	89,000.00	88,075.00
103-541-3611000.000	Interest Earnings	18.80	600.00		
TOTAL ESTIMATED REVENUES		93,199.00	89,570.00	89,000.00	88,075.00
APPROPRIATIONS					
103-541-5310000.317	Professional Services Engineering /Plann		50,000.00		
103-541-5310000.350	Professional Services-Road Repair		39,500.00		65,875.00
103-541-5430000.100	Utilities-Street Lights	33,922.40	22,000.00	22,200.00	22,200.00
Totals for dept 541-Streets and Roads		33,922.40	111,500.00	22,200.00	88,075.00
TOTAL APPROPRIATIONS		33,922.40	111,500.00	22,200.00	88,075.00

09/17/2014

BUDGET REPORT FOR VILLAGE OF BISCAYNE PARK

Village of Biscayne Park Special Revenues Budget

GL NUMBER	DESCRIPTION	2012-13 ACTIVITY THRU 09/30/13	2013-14 AMENDED BUDGET	2013-14 PROJECTED THRU 09/30/13	2014-15 FINAL COMM APPROVED
Fund 104 - CITT-Transit					
ESTIMATED REVENUES					
104-000-3382000.000	Transit Surtax Revenues	14,864.90	22,242.00	22,242.00	22,019.00
TOTAL ESTIMATED REVENUES		14,864.90	22,242.00	22,242.00	22,019.00
APPROPRIATIONS					
104-000-5690000.000	General Contingencies				22,019.00
TOTAL APPROPRIATIONS					22,019.00

POLICE FORFEITURES



09/17/2014

BUDGET REPORT FOR VILLAGE OF BISCAYNE PARK

**Village of Biscayne Park
Special Revenues Budget**

GL NUMBER	DESCRIPTION	2012-13 ACTIVITY THRU 09/30/13	2013-14 AMENDED BUDGET	2013-14 PROJECTED THRU 09/30/13	2014-15 FINAL COMM APPROVED
Fund 105 - Police Forfeiture Fund					
ESTIMATED REVENUES					
Dept 000					
105-000-3511000.000	Federal/State Forfeitures			200.00	500.00
105-000-3810000.000	Transfers In	23,341.00	5,060.00	5,060.00	
105-521-3511000.000	Federal/State Forfeitures		6,000.00		
105-541-3611000.000	Interest Earnings				
TOTAL ESTIMATED REVENUES		23,341.00	11,060.00	5,260.00	500.00
APPROPRIATIONS					
Dept 513-Finance					
105-513-5300000.000	Bank Service Charges	30.52		60.00	25.00
Totals for dept 513-Finance		30.52		60.00	25.00
Dept 521-Police					
105-521-5520000.000	Operating Supplies	3,733.93	6,000.00	1,200.00	475.00
TOTAL APPROPRIATIONS		3,733.93	6,000.00	1,200.00	475.00

CAPITAL IMPROVEMENTS



Investing in our future.

09/17/2014

BUDGET REPORT FOR VILLAGE OF BISCAYNE PARK

**Village of Biscayne Park
Special Revenues Budget**

GL NUMBER	DESCRIPTION	2012-13	2013-14	2013-14	2014-15
		ACTIVITY THRU 09/30/13	AMENDED BUDGET	PROJECTED THRU 09/30/13	FINAL COMM APPROVED
Fund 302 - Capital Improvements Fund					
ESTIMATED REVENUES					
302-000-3342500.000	Grant-Historical Resources (Log Cabin)		20,000.00		
302-000-3343200.000-CDBG	Local Grants CDBG Entrance Sign				40,000.00
302-000-3810000.000	Transfers In	44,203.00	20,000.00		25,000.00
302-539-3343200.000-LOCG	Grant Dept Hist Resources				25,000.00
302-539-3344000.000-LCAP	State Appropriations-Annex & Cabin				1,000,000.00
TOTAL ESTIMATED REVENUES		44,203.00	40,000.00	0.00	1,090,000.00
APPROPRIATIONS					
Dept 519-General Government					
302-519-5800000.200	GRANTS-LOG COBIN		20,000.00		
302-519-5800000.210-LOCG	Design & Engineering-Log Cabin				
302-519-5800000.220-LOCG	Construction Costs-Log Cabin				50,000.00
302-519-5800000.230-LOCG	Engineering Services-Log Cabin				
302-539-5800000.210-CDBG	Design & Engineering-				15,000.00
302-539-5800000.210-LCAP	Design & Engineering-New Annex & Cabin				100,000.00
302-539-5800000.220-CDBG	Construction Costs-CDBG Sign Entrance				25,000.00
302-539-5800000.220-LCAP	Construction Costs-Annex & Cabin				850,000.00
302-539-5800000.220-LOCG	Construction Costs-Log Cabin		20,000.00		
302-539-5800000.230	Engineering Services-Log Cabin Grant				50,000.00
Totals for dept 539-Public Works					
TOTAL APPROPRIATIONS		0.00	40,000.00	0.00	1,090,000.00